

# MAKING SENSE OF CUT LEVELS

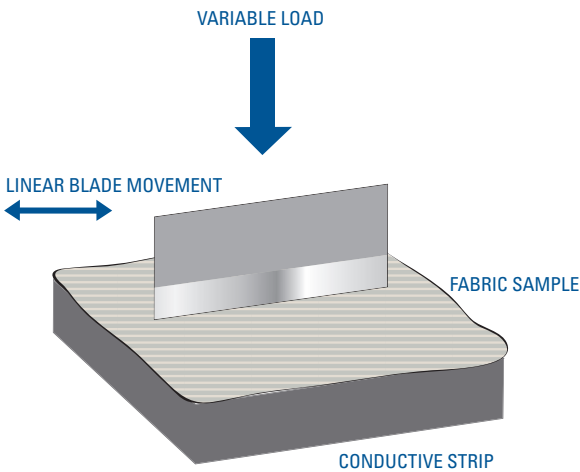
## ANSI/ISEA LEVELS

CUT LEVEL	WEIGHT (G) NEEDED TO CUT WITH 1" (25MM) BLADE TRAVEL
0	< 199
1	200 – 499
2	500 – 999
3	1000 – 1499
4	1500 – 3499
5	> 3500

## EN388 LEVELS\*

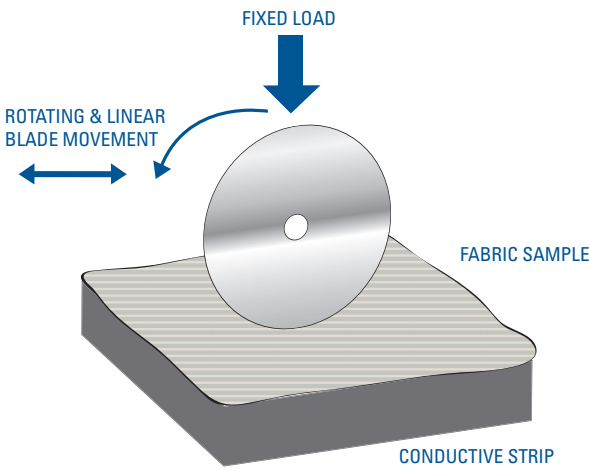
CUT LEVEL	WEIGHT (G) NEEDED TO CUT WITH 1" (25MM) BLADE TRAVEL	AVERAGE CUT INDEX (10 MEASUREMENTS)
0	< 119	< 1.2
1	120 – 249	1.2 – 2.4
2	250 – 499	2.5 – 4.9
3	500 – 999	5.0 – 9.9
4	1000 – 1999	10.0 – 19.9
5	> 2000	> 20

\*N/F required and converted to Grams to determine approximate correlation. 101.97gF. Based on calculation  $G/F = .00980665N$



### CPPT-ASTM-F1790 TEST U.S. STANDARD

- Various weights are applied to a standardized razor blade
- Blade travels at constant speed until material is cut through and a conductive strip is contacted
- Blade travel distance is recorded and index is used to calculate grams of cut-resistance



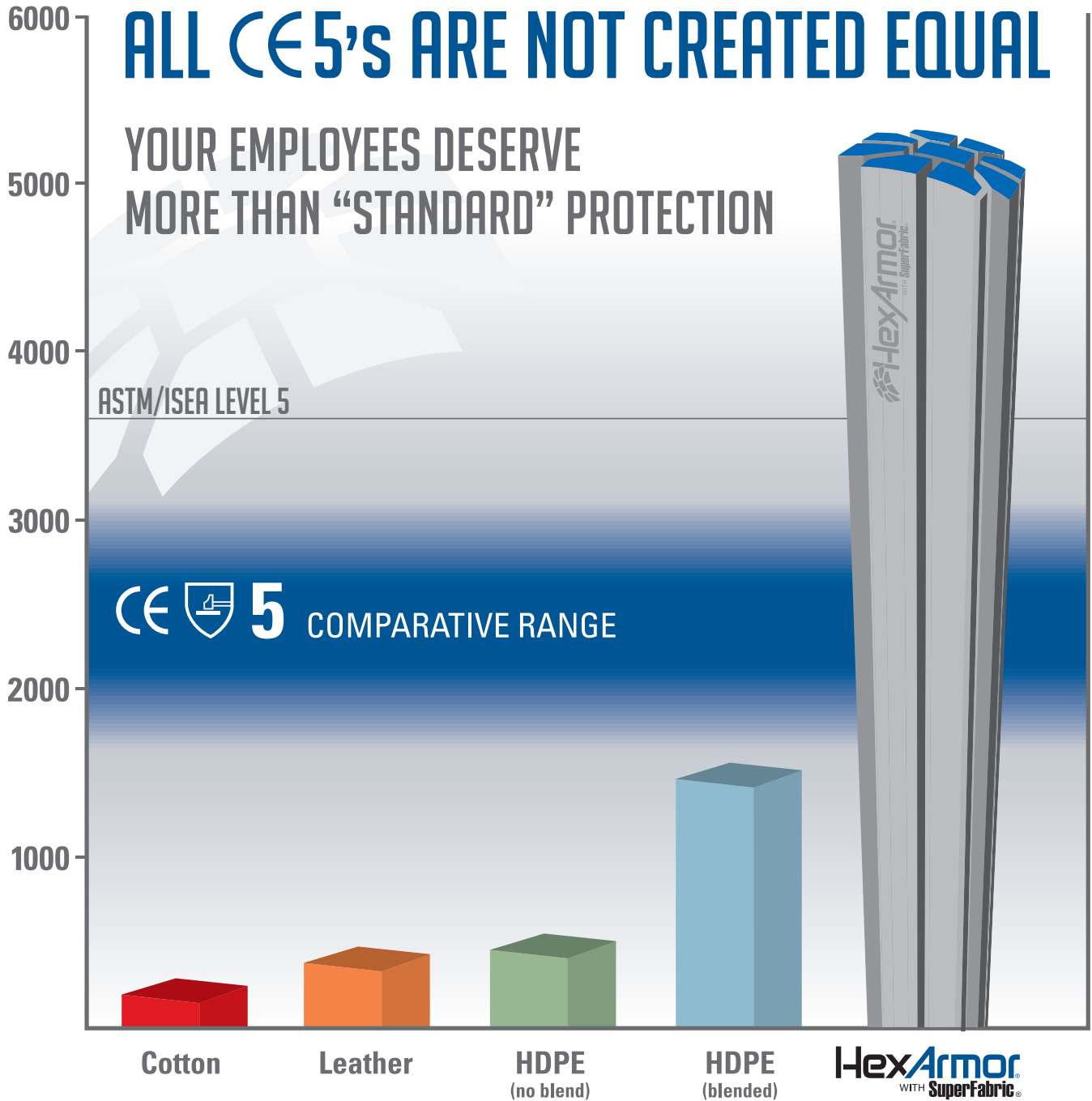
### EN388-COUP TEST EUROPEAN STANDARD

- Constant weight applied to a counter-rotating circular blade
- Blade travels at constant speed until material is cut through and a conductive strip is contacted
- Number of rotations is recorded and indexed

ISEA: Industrial Safety Equipment Association  
 ASTM: Internationally developed & approved test method to measure cut resistance in standard format  
 EN 388: Test method used for CE Scores, generally required outside the USA. Scores listed in the following order: Abrasion-Cut-Tear-Puncture (example CE 4521)

# ALL CE 5's ARE NOT CREATED EQUAL

YOUR EMPLOYEES DESERVE  
MORE THAN "STANDARD" PROTECTION



\* ASTM/ISO Test Results

20110112-7

Call 1-877-MY ARMOR or visit [hexarmor.com](http://hexarmor.com)

